

The hot-air dryers of the HAD series have been designed to dry non-hygroscopic plastic granules.

Non-hygroscopic plastic materials are polymers which trap the moisture on the surface of the granule and moisture content is never high.

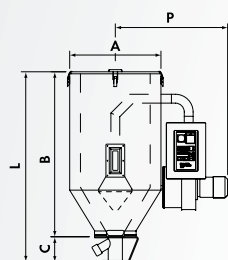
However, the processing of plastic materials with the presence of moisture may seriously affect the quality of the process and the finished product.

These series of hot-air dryers are divided into two categories. The first category includes the range HAD300 - HAD200 with airflow rates from 70 to 200 m³/h that can be installed on the plasticating throat of the machine. The second category includes the range HAD300 - HAD2500 with airflow rates from 200 to 1350 m³/h installable to the floor.

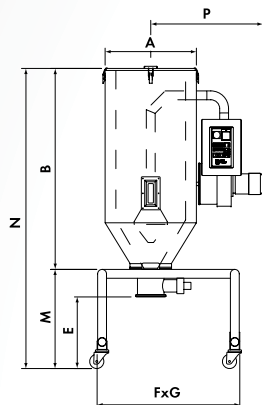


TECHNICAL SPECIFICATIONS:

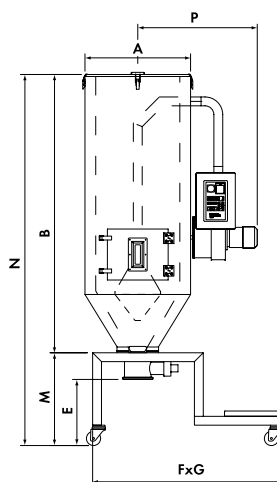
- Stainless-steel hoppers with glass-fibre insulation equipped with a diffuser cone.
- Electronic control of the heating phase of the process air with PID algorithm. The control board is equipped with a microprocessor, keypad and display for entering settings and viewing alarms
- Daily/weekly timer.
- Hinged covers where you can install single-phase/ three-phase hopper loaders.
- Insulated inspection door (from model HAD250).



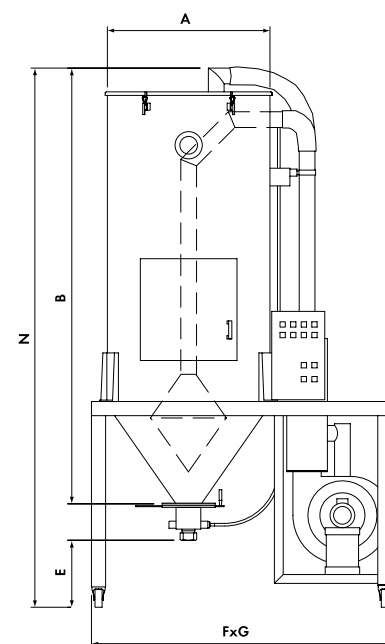
HAD30-300



HAD30-100



HAD150-300



HAD400-2500

TECHNICAL DATA		HAD 30	HAD 50	HAD 75	HAD 100	HAD 150	HAD 200	HAD 300	HAD 400	HAD 600	HAD 800	HAD 1200	HAD 1500	HAD 2000	HAD 2500
Max process airflow	m ³ /h	70	70	100	100	200	200	200	400	600	600	600	750	1000	1350
Process temperature	°C	140	140	140	140	140	140	140	140	140	140	140	140	140	140
Heating power	kW	1.6	1.6	2.4	2.4	3.6	3.6	3.6	9.6	12	12	12	27	27	40.5
Blower/fan power	kW	0.08	0.08	0.18	0.18	0.37	0.37	0.37	0.75	1.1	1.1	1.1	7.5	8.5	12.5
Total installed power	kW	1.68	1.68	2.58	2.58	3.97	3.97	3.97	10.35	13.1	13.1	13.1	34.5	35.5	53
Noise level	dB(A)	<80	<80	<80	<80	<80	<80	<80	<80	<80	<80	<80	<80	<80	<80
Hopper capacity	dm ³	30	50	75	100	150	200	300	400	600	800	1200	1500	2000	2500
Voltage/Frequency	V/Hz	230/50-60			400/50-60										
Weight	Kg	40	55	60	65	75	85	120	350	550	600	650	800	900	1000

DIMENSIONS		HAD 30	HAD 50	HAD 75	HAD 100	HAD 150	HAD 200	HAD 300	HAD 400	HAD 600	HAD 800	HAD 1200	HAD 1500	HAD 2000	HAD 2500
A	mm	437		516		597		832		992		1060		1240	
B	mm	686	906	916	1126	1266	1556	1735	1985	2035	2453	3123	3323	3295	3795
C	mm	140							180	-	-	-	-	-	-
E	mm	400				370			480	490			640		
F	mm	800				1075			1000	1700			1910	2160	
G	mm	675				820			1000	1100			1300	1500	
L	mm	826	1046	1056	1266	1406	1696	1915	-	-	-	-	-	-	-
M	mm	560				525			-	-	-	-	-	-	-
N	mm	1246	1466	1476	1686	1791	2081	2260	2630	2708	3108	3108	4128	4100	4600
P	mm	450		630		670		810	-	-	-	-	-	-	-